

Metropolitan State College of Denver



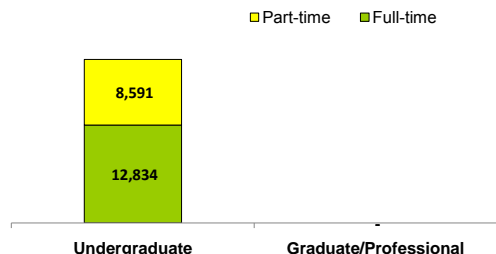
Denver, CO • 303-556-3058

<http://www.mscd.edu>

Metropolitan State College of Denver delivers the best educational value among Colorado's public college and universities. Situated in the heart of Denver, we embrace the rich diversity of the city and are proud to educate more students of color (24 percent) than any four-year college in the state. With 52 majors and 83 minors, we provide high-quality, innovative and individualized academic experiences to more than 21,000 students. At Metro State, excellence in teaching and learning is quintessential. The relevant, real-world education provided by our award-winning faculty gives graduates a true edge for success in a highly competitive global and technological marketplace.

Student Characteristics (Fall 2007)

TOTAL NUMBER OF STUDENTS 21,425
Student Level and Enrollment Status



Undergraduate Success and Progress Rate

Data used to build graph and table are not yet available

UNDERGRADUATE PROFILE

Total 21,425

Gender

Women	11,860	55%
Men	9,565	45%

Race/Ethnicity

African American / Black	1,165	5%
American Indian / Alaskan Native	266	1%
Asian / Pacific Islander	836	4%
Hispanic	2,818	13%
International	115	1%
White	14,434	67%
Race/Ethnicity Unknown	1,791	8%


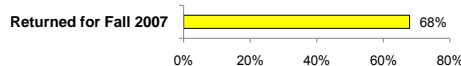
Geographic Distribution (Degree-Seeking)

Colorado	97%
Other US States & Territories	2%
Other Countries	1%

Age (Degree-Seeking)

Average Age	25
Percent of Undergraduates Age 25 or Older	39%

Retention of Fall 2006 First-Time, Full-time Students

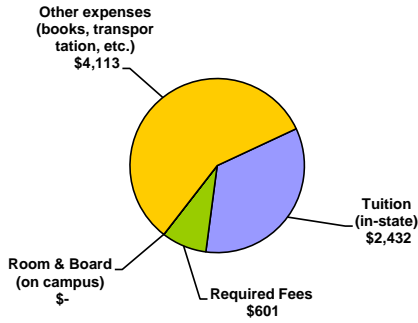


One of the strengths of U.S. higher education is the broad range of diverse institutions, each with its own distinctive mission. We encourage you to check out college web sites and visit campuses to get a more complete picture of the opportunities available to you!

Costs of Attendance and Financial Aid [More](#)

Undergraduate Admissions [More](#)

Typical Undergraduate Costs per Year Without Financial Aid (Full-Time, In-State Students)



Total: \$7,146

[CLICK HERE](#) for typical out-of-state costs and any discipline-specific tuition

The cost to attend varies based on the individual circumstances of students and may be reduced through grants and scholarships.

CLICK HERE
Cost calculator is under construction.

Financial Aid Awarded to Undergraduates

Overall Financial Aid

• 55% of Fall 2006 full-time undergraduates received financial aid of some type including need-based loans, work study, and non need-based scholarships.

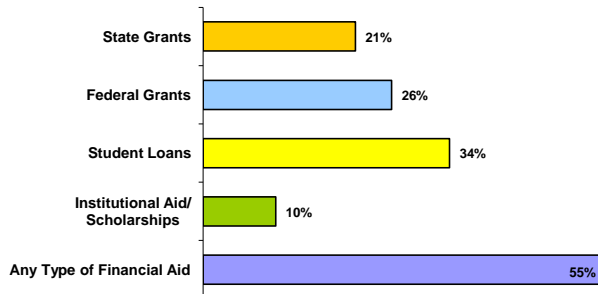
Annual Need-Based Scholarships & Grants

• 32% of Fall 2006 full-time undergraduates received need-based grants or scholarships; the average award for the year was \$4,740.

Annual Need-Based Loans

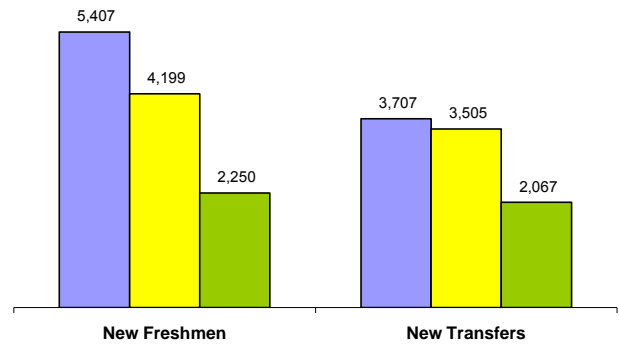
• 38% of Fall 2006 full-time undergraduates received need-based work-study and/or loans (not including parent loans); the average loan for the year was \$4,251.

Percent of Fall 2006 First-Time Students Receiving Each Type of Financial Aid



NOTE: Student may receive aid from more than one source.

Applied Admitted Enrolled



Academic Preparation of New Freshman

Test(s) Required for Admission: SAT or ACT

Middle 50% of Test Score Range

	ACT	SAT
Composite	18-23	
Math	17-22	430-560
English	17-23	
Critical Reading		440-550

50% of admitted students have test scores within the ranges listed, 25% have scores above, and 25% have scores below.

Percent in top 25% of High School Graduating Class	20%
Percent in top 50% of High School Graduating Class	49%
Average High School GPA (4-point scale)	2.91

Degrees and Areas of Study [More](#)

Degrees Awarded at Metro State in 2006-07

Bachelor's	2,510
Total	2,510

Areas of Study with the Largest Number of Undergraduate Degrees Awarded in 2006-07

Business / Marketing	20%
Interdisciplinary Studies / Behavioral Science	12%
English	7%
Criminal Justice & Criminology	7%
Psychology	6%
All other degree areas	48%
Total	100%

[CLICK HERE](#) for a list of undergraduate and graduate programs



The Roadrunners Community

Metro State shares the 127-acre Auraria Campus with the Community College of Denver and the University of Colorado Denver. Because of this, our students find themselves part of a thriving and unique academic environment. We provide the resources to make success a reality for all students. From fabulous classes to financial aid to fitness—Metro State wants to assist you in making the most of your time in college. In addition to fostering academic excellence, we encourage students to explore a host of co-curricular activities. Our tradition of athletic excellence is built upon a number of nationally acclaimed intercollegiate sports teams. More than 100 student organizations and nine fraternities and sororities seek to provide opportunities for leadership, service and involvement.



Study at Metro State

Classroom Environment

Students per Faculty	20.95 to 1
Undergraduate classes with fewer than 30 students	72%
Undergraduate classes with fewer than 50 students	96%

Full-Time Instructional Faculty

Total Faculty	500
% Women	46%
% from Minority Groups	23%
% with Highest Degree in Field	72%

Carnegie Classification of Institutional Characteristics

Basic Type

Baccalaureate Colleges--Arts & Sciences

Size and Setting

Large four-year, primarily nonresidential

Enrollment Profile

Exclusively undergraduate four-year

Undergraduate Profile

Medium full-time four-year, inclusive

Undergraduate Instructional Program

Balanced arts & sciences/professions, no graduate coexistence

Graduate Instructional Program

Not Applicable

NOTE: Institutional classifications based on the Carnegie 2005 edition.

[CLICK HERE](#) for more information on Carnegie Classifications.

Student Housing

0% of new freshmen live on campus
0% of all undergraduates live on campus

Campus Safety

The Auraria Campus Police Department is committed to maintaining a safe learning environment for all students. Officers patrol 24 hours per day, 7 days per week. Our Nightrider escort service makes getting to your car safe, and strategically placed emergency phones can immediately dial the campus police to alert officers to your location. Students can register for the Emergency Notification System to receive emergency messages via personal e-mail, cell phone, and SMS text messaging.

[CLICK HERE](#) for Campus Crime Statistics report.

Future Plans of Bachelor's Degree Recipients

Data used to build graph are not yet available

Student Experiences and Perceptions

Students who are actively involved in their own learning and development are more likely to be successful in college. Colleges and universities offer students a wide variety of opportunities both inside and outside the classroom to become engaged with new ideas, people, and experiences. Institutions measure the effectiveness of these opportunities in a variety of ways to better understand what types of activities and programs students find the most helpful.

In addition, institutions participating in the VSA program measure student involvement on campus using one of four national surveys. Results from the one survey are reported for a common set of questions selected as part of VSA. Following are the selected results from the NSSE which was administered online in Spring 2008 to a random sample of 2,500 first-time students and 2,500 seniors. The overall response rate was 19%, with 357 or 14% of first-year students responding and 591 or 24% of seniors responding to the National Survey of Student Engagement (NSSE). The questions have been grouped together in categories that are known to contribute to student learning and development. The results reported below are based on the responses of seniors who participated in the survey.

[CLICK HERE](#) for information on the NSSE survey.

Group Learning Experiences

- 92% percent of seniors worked with classmates on assignments outside of class.
- 43% of seniors tutored or taught other students
- 8% of seniors spent at least 6 hours per week participating in co-curricular activities such as student organizations and intramural sports

Active Learning Experiences

- 78% of seniors spent at least 6 hours per week preparing for class
- 20% of seniors worked on a research project with a faculty member
- 72% of seniors participated in an internship, practicum, or field experience
- 60% of seniors participated in community service or volunteer work
- 17% of seniors participated in study abroad
- 92% of seniors made at least one class presentation last year

Institutional Commitment to Student Learning and Success

- 92% of seniors believe this institution provides support for student success
- 64% of seniors rated the quality of academic advising at this institution as good or excellent
- 57% of seniors reported that this institution provided help in coping with work, family and other non-academic responsibilities
- 94% of seniors reported working harder than they thought they could to meet an instructor's standards or expectations

Student Satisfaction

- 80% of seniors would attend this institution if they started over again
- 81% of seniors rated their entire educational experience as good or excellent
- 87% of seniors reported that other students were friendly or supportive

Student Interaction with Campus Faculty and Staff

- 67% of seniors believed that the campus staff were helpful, considerate, or flexible
- 87% of seniors believed that faculty are available, helpful, or sympathetic
- 94% of seniors reported that faculty members provided prompt feedback on their academic performance
- 66% of seniors discussed readings or ideas with faculty members outside of class

Experiences with Diverse Groups of People and Ideas

- 64% of seniors reported that they often tried to understand someone else's point of view
- 85% of seniors reported their experience at this institution contributed to their understanding people of other racial and ethnic backgrounds
- 53% of seniors often had serious conversations with students of a different race or ethnicity

Student Learning Outcomes

All colleges and universities use multiple approaches to measure student learning. Many of these are specific to particular disciplines, many are coordinated with accrediting agencies, and many are based on outcomes after students have graduated. In addition, those institutions participating in the VSA measure increases in critical thinking, analytic reasoning, and written communication using one of three tests.

Student Learning Assessment at Metro State

Metro State graduates are prepared for careers, postgraduate education, and lifelong learning. Students are assessed at college, program and course levels on discipline-specific learning and their ability to 1) Write and speak with clarity 2) Read and listen critically 3) Draw conclusions from quantitative data 4) Recognize faulty reasoning 5) Organize ideas 6) Communicate with and learn from experts in other disciplines. Thirty programs have discipline-specific accreditation/approval. Internally, academic programs are formally reviewed every seven years. Each academic program has developed student learning outcomes and assessment methods and submits annual assessment reports. Metro State is accredited by the Higher Learning Commission of the North Central Association of Colleges and Schools.

[CLICK HERE](#) for examples of student learning assessment and outcomes at Metro State

Pilot Project to Measure Core Learning Outcomes

Results from the pilot project using one of the three learning outcomes tests are not yet available.